










STI Product Application Chart

Machine Type				
Balance of Plant		Essential		Critical
Monitoring Type				
Pdm Walk Around Program		PLC/DCS Transmitter based Monitoring		
		Stand Alone (API-670) Monitoring w/Relays		
Bearing Type				
Rolling Element Bearings			Journal Bearings	
Sensor Type				
Accelerometer			Eddy (Proximity) Probe	
CMCP1100	CMCP1200	CMCP420VT	CMSS68 Series	
				
Monitoring Type				
Switch or BNC Box	CMCP530 Transmitter	CMCP420AD8	CMCP540/545 Transmitter	CMCP540A/545A Monitor
				
Analog to Digital Converters, Industrial Computers and HMI Software				
Modbus RS-485, TCP/IP		Industrial or Desk Top		Wonderware
