

CMCP602A Series

Armored Sensor Extension Cable, 2 Socket MIL 5015 Connector



Features

- 2 Socket MS 5015, Locking Collar (IP68)
- 304 Stainless Steel Armored Cable
- Yellow FEP Jacketed Cable
- Flame Retardant Cabling
- Cable Temperature of up to 400 °F (204 °C)
- Ryton and Stainless Steel Connector
- Rugged Design for Permanent Monitoring
- Isolated or Non-Isolated Shielding Available
- Braided Shield with Separate Drain Wire
- UV, Oil and Harsh Chemical Resistant
- CE Approved

Typical Applications

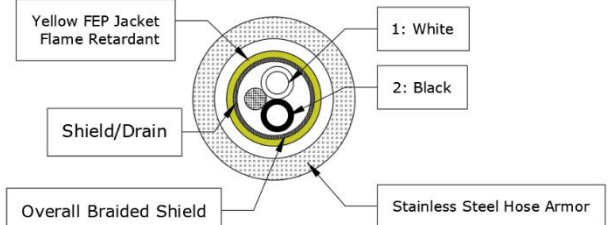
Permanent Monitoring Cord set for harsh Environments. Compatible with all 2 Pin MS 5015 Sensors. FEP Jacketed Cables provide the best Protection against harsh Chemicals. Refer to the CMCP Chemical Compatibility Chart for more Information.

Connector Specifications

Connector Type:	2 Socket MS 5015 MIL-C 5015 Style
Shield Isolation:	Case Isolated (-I Option) or Non-Isolated (-NI)
Locking Collar Material:	316 Stainless Steel
Connector Material:	Ryton
Connector Temperature Rating:	250 °F (121 °C)
IP Rating	IP68

Cable Specifications

Jacket Material:	FEP (Fluorinated Ethylene Propylene)
Jacket Color:	Yellow
Insulation:	Fiberglass
Conductors:	2 Plus Drain Wire
Conductor Color:	White/Black
Wire AWG:	20AWG (0.52mm ²)
Drain Wire AWG:	24AWG (0.21mm ²)
Shielding:	Braided Shield
Cable Diameter:	0.19" (4.8 mm)
Weight:	0.048 Lbs/Ft (1.48 kg/m)
Temperature Range:	-67 to +400°F (-55 to +204°C)
Capacitance Per Foot (pF/ft):	30pF/ft (98.42 pF/m)

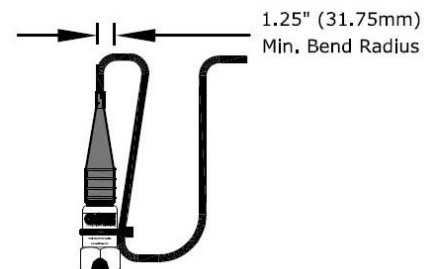


Armor Specifications

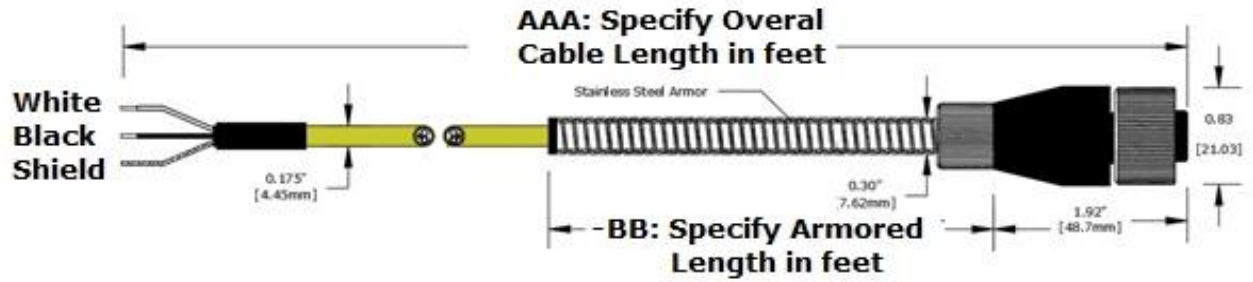
Armor Material:	304 Stainless Steel, Interlocked Hose
Armor Diameter:	0.30" (7.8 mm)
Maximum Armored Length:	99' (30 m)

Approvals:

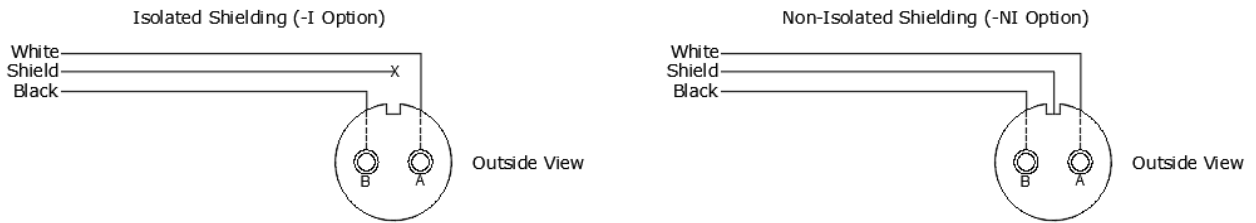
CE Approved
Flame Retardant Per IEC 60332-3-24 (Cat C)



Dimensions



Wiring/Pinout



Ordering Information

CMCP602A	-AAA	-BB	-CC	Armored Extension Cable, 2 Socket MS 5015
	-016			16' (5 m) Long
	-032			32' (10 m) Long
	-064			64' (20 m) Long
	-XXX			Specify Overall Cable Length in Feet
		-02		2' (0.6 m) Armored Length
		-15		15' (4.5 m) Armored Length
		-30		30' (9.1 m) Armored Length
		-60		60' (18.3 m) Armored Length
		-XX		Specify Armored Length in Feet
			-I	Isolated (Shield Not Tied to Connector) **STI Standard**
			-NI	Non-Isolated (Shield Tied to Connector)

Example Part Number:

CMCP602A-16-05-I
 Armored Sensor Extension Cable
 2 Socket MS 5015
 16' (5 m) Overall Cable Length
 5' (1.5 m) Armored Length
 Isolated Shield

Notes:

If Grounding at Instrument End, Use Isolated (-I) Cables.
 If Grounding at the Machine End, Use Non-Isolated (-NI) Cables.
 Ensure That All Instruments That Share the Same Ground Use the Same Shielding Method.