

## CMCP603A Series

Armored Sensor Extension Cable, 3 Socket MIL 5015 Connector



### Features

- 3 Socket MS 5015, Locking Collar (IP68)
- 304 Stainless Steel Armored Cable
- Yellow FEP Jacketed Cable
- Flame Retardant Cabling
- Maximum Cable Temperature of 400 °F (204 °C)
- Polycarbonate and Stainless Steel Connector
- Rugged Design for Permanent Monitoring
- Isolated or Non-Isolated Shielding Available
- Braided Shield with Separate Drain Wire
- UV, Oil and Harsh Chemical Resistant
- CE Approved

### Typical Applications

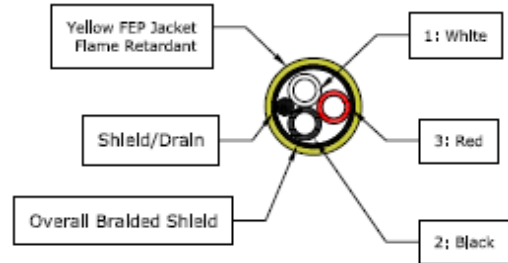
Permanent Monitoring Cord Set for harsh Environments. Compatible with all 3 Pin MS 5015 Sensors, like Dual Output Accelerometers and Dual Parameter loop powered transmitters. FEP Jacketed Cables provide the best Protection against harsh Chemicals. Refer to the CMCP Chemical Compatibility Chart for more Information.

### Connector Specifications

Connector Type:	3 Socket MS 5015 MIL-C 5015 Style
Shield Isolation:	Case Isolated (-I Option) or Non-Isolated (-NI)
Locking Collar Material:	316 Stainless Steel
Connector Material:	Polycarbonate
Connector Temperature Rating:	250 °F (121 °C)
IP Rating	IP68

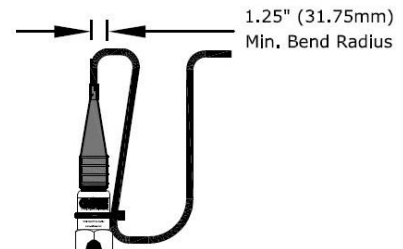
### Cable Specifications

Jacket Material:	FEP (Fluorinated Ethylene Propylene)
Jacket Color:	Yellow
Insulation:	Fiberglass
Conductors:	3 Plus Drain Wire
Conductor Color:	White/Black/Red
Wire AWG:	20AWG (0.52 mm <sup>2</sup> )
Drain Wire AWG:	24AWG (0.21 mm <sup>2</sup> )
Shielding:	Braided Shield
Cable Diameter:	0.19" (4.8 mm)
Weight:	0.048 Lbs/Ft (1.48 kg/m)
Temperature Range:	-67 to +400°F (-55 to +204°C)
Capacitance Per Foot (pF/ft):	30 pF/ft (98.42 pF/m)



### Armor Specifications

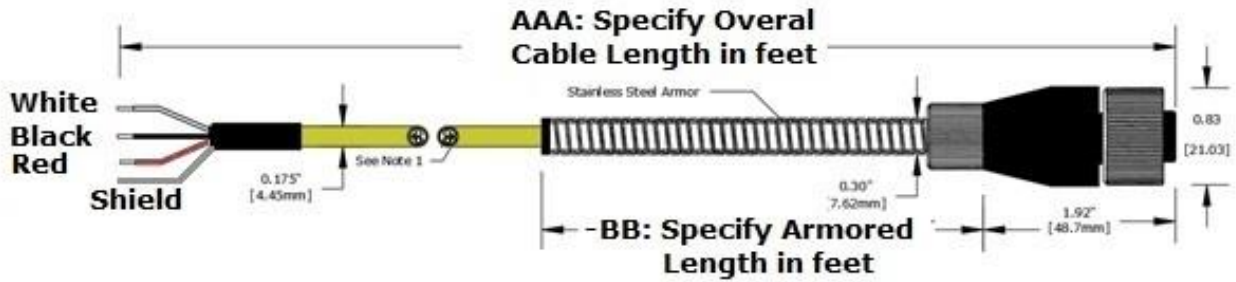
Armor Material:	304 Stainless Steel, Interlocked Hose
Armor Diameter:	0.30" (7.8 mm)
Maximum Armored Length:	99' (30 m)



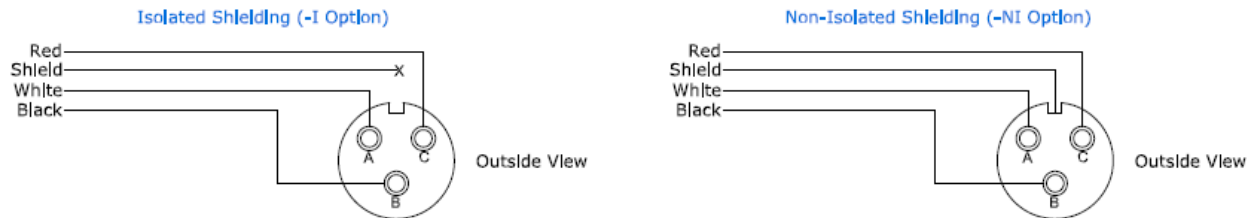
### Approvals:

CE Approved  
Flame Retardant Per IEC 60332-3-24 (Cat C)

## Dimensions



## Wiring/Pinout



## Ordering Information

CMCP603A	-AAA	-BB	-CC	Armored Extension Cable, 3 Socket MS 5015
	-016			16' (5m) Long
	-032			32' (10m) Long
	-064			64' (20m) Long
	-XXX			Specify Overall Cable Length in Feet
		-02		2' (0.6 m) Armored Length
		-15		15' (4.5 m) Armored Length
		-30		30' (9.1 m) Armored Length
		-60		60' (18.3 m) Armored Length
		-XX		Specify Armored Length in Feet
			-I	Isolated (Shield Not Tied to Connector) **STI Standard**
			-NI	Non-Isolated (Shield Tied to Connector)

### Example Part Number:

CMCP603A-16-05-I  
 Armored Sensor Extension Cable  
 3 Socket MS 5015  
 16' (5m) Overall Cable Length  
 5' (1.5m) Armored Length  
 Isolated Shield

### Notes:

If Grounding at Instrument End, Use Isolated (-I) Cables.  
 If Grounding at the Machine End, Use Non-Isolated (-NI) Cables.  
 Ensure That All Instruments That Share the Same Ground Use the Same Shielding Method.