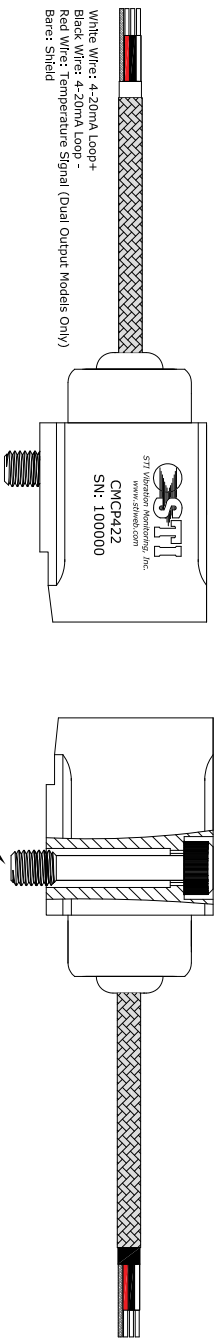
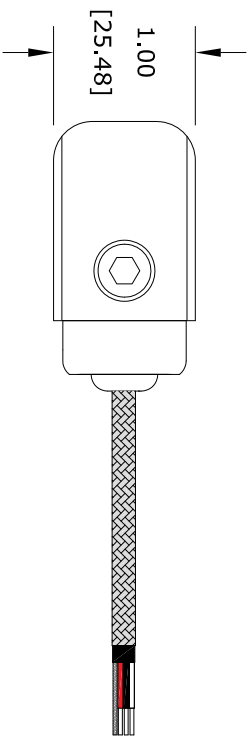
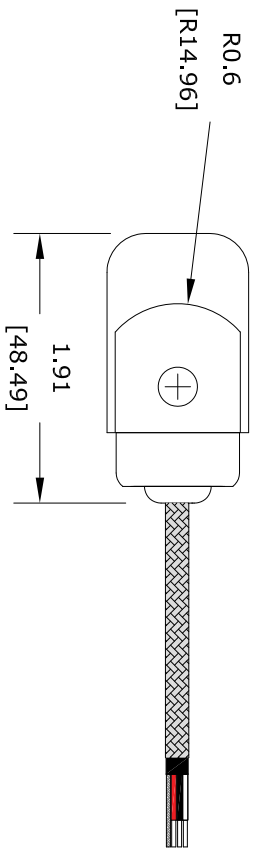
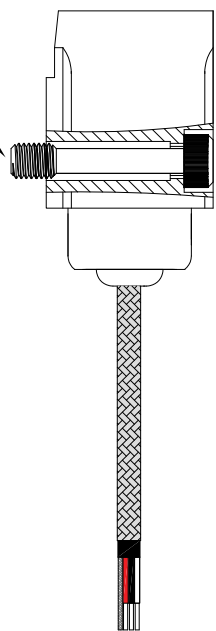
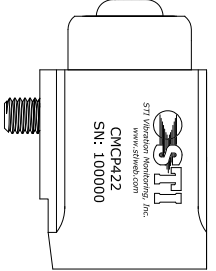


9 8 7 6 5 4 3 2 1



White Wires: +20mA Loop+  
Black Wires: +20mA Loop-  
Red: +20mA Temperature Signal (Dual Output Models Only)  
Blue: Shield



R0.6  
[R14.96]

THIS DOCUMENT IS THE PROPERTY OF STI AND IS LOANED TO YOU. IT IS NOT TO BE REPRODUCED OR TRANSMITTED IN ANY FORM OR BY ANY MEANS, WITHOUT WRITTEN CONSENT FROM STI. THIS DOCUMENT IS NOT TO BE USED FOR ANY OTHER PURPOSES WITHOUT THE WRITTEN PERMISSION FROM STI.

CUSTOMER LOCATION ORDER NO. SN, NO.



STI Vibration Monitoring  
League City, Texas

UNLESS OTHERWISE SPECIFIED ALL DIMENSIONS ARE IN INCHES. TOLERANCES: DECIMALS .XX ± 0.01 FRACTIONS ± 1/32 ANGLES ± 1.0

REV	DATE	BY	DESCRIPTION
1			
2			
3			
4			
5			

9 8 7 6 5 4 3 2 1

Note:

- 1
- 2
- 3
- 4
- 5

Scale: 1:1  
Sheet: 1 of 1