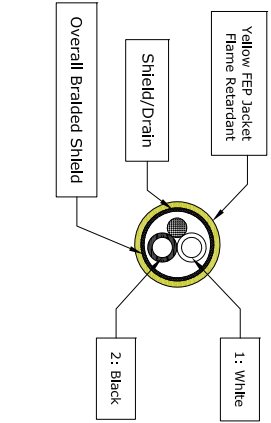



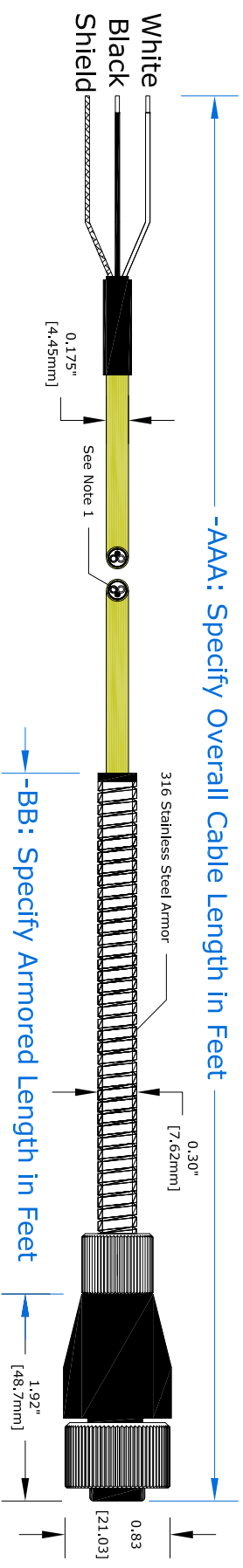

2 Core FEP Jacketed Cable Construction



Isolated Shielding (-I Option)



Non-Isolated Shielding (-NI Option)



CMCP602A-AAA-BB-CC

AAA: Overall Cable Length (Specify Length in Feet)

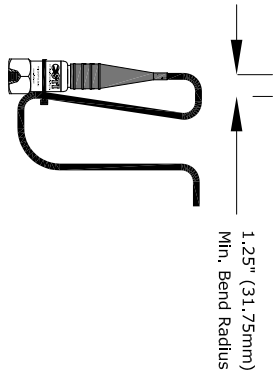
- 016: 16' (9m)
- 022: 32' (10m)
- 064: 64' (20m)
- XXX: Specify Length in Feet

BB: Armored Length (Specify Length in Feet)

- 02: 2' (1.5m)
- 05: 5' (1.5m)
- 10: 10' (3m)
- XX: Specify Length in Feet

CC: Specify Cable Shielding

- I: Isolated (Shield Not Connected at Sensor End, STI Standard)
- NI: Non-Isolated (Shield Connected at Sensor End)



Wire Color Code	Wire Size	Wire Material	Wire Length	Wire Type	Wire Gauge	Wire Diameter	Wire Weight	Wire Resistance	Wire Impedance	Wire Capacitance	Wire Inductance
White	16	316	16	16	16	0.175	0.175	0.175	0.175	0.175	0.175
Black	16	316	16	16	16	0.175	0.175	0.175	0.175	0.175	0.175

Rev	Date	By	Description
1	April 15, 2021	STI	Original Drawing

Customer	Location	Order No.	Part No.
STI	STI	CMCP602A	CMCP602A

Drawn	Checked	Date	Part No.
M. Howard	M. Howard	April 15, 2021	CMCP602A

Part No.	Rev	Date	Part No.
CMCP602A	A	April 15, 2021	CMCP602A

Scale	Sheet
1:1	1 of 1